




1. Sign In

Sign in by using your Active Directory network login.
(Mobile Devices use ADFS)



2. My Apps

The My Apps screen is where all of your School online resources will be located. By entering & confirming your username and password and ClassLink will remember it and other passwords for you!




3. Update Password

Right click an app and choose 'Update Password' to update or change your stored username and passwords for your applications. This is if you have entered your username or password incorrectly or if something has changed/updated.



4. App Library

The library contains educational resources. Click the Plus (+) on the top left of the My Apps screen. Click Add on any app to place it on your My Apps screen. You can also create your own customized apps from websites you access frequently. (Note an app is really a shortcut to a hosted website.)





5. Edit Mode

To go into Edit Mode, click the paper and pencil symbol on the top right of your screen. While in Edit Mode, you can create folders and customize your My Apps screen.



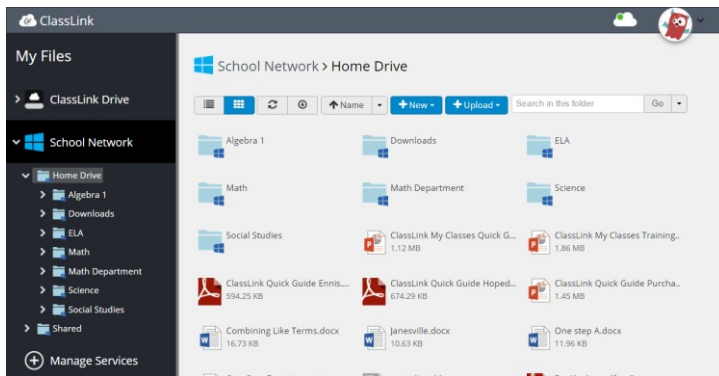
6. My Profile

Here is where you change your profile picture, themes & colors, access your password locker, sign in with options (including sign-in with Google) and password recovery options.



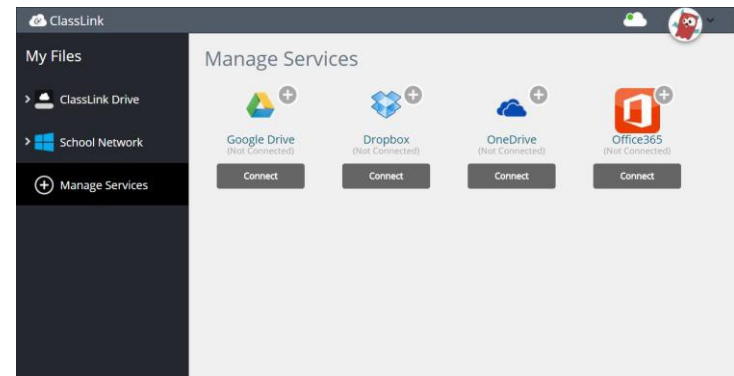
7. My Files

My Files > School Network allows you to access your school network drives from any device, any campus, any time. Other drives may be accessed from any device, any where, any time.



8. Cloud Services


My Files > Manage Services > Connect allows you to connect your Google Drive, Dropbox, OneDrive, and Office365 in ClassLink to access all of your files in one location!






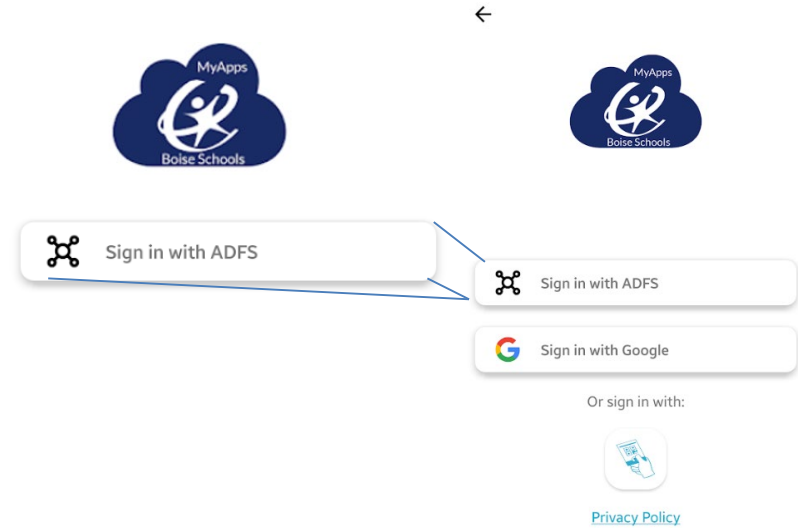
9. Mobile Devices

For iPad or iPhone users, the app is available in the Apple App Store by searching ClassLink LaunchPad. Android users can use the ClassLink LaunchPad App on the Google Play Store. Then search for Boise Schools – Many Educational institutions use ClassLink.



10. Sign In

Sign in by using your Active Directory network login which on Mobile Devices is ADFS.



<https://myapps.boiseschools.org>

If you need further assistance contact help desk online, support.boiseschools.org email, support@boiseschools.org, or call 208-854-6670.

11. My Apps

The My Apps screen is where all of your School online resources will be located. ClassLink will remember District passwords for you! Also keeps District resources within the ClassLink application, no need to add your work account to your device.

- » Apps on every device
- » SSO - Reduce password fatigue
- » Customized for Boise Schools
- » Apps anytime, anywhere, any device